



INVESTOR PRESENTATION

May 2026



DISCLAIMER

This document contains confidential information regarding Prologium Holding Inc. (the "Company"), Translational Development Acquisition Corp. ("TDAC") and their respective subsidiaries, shareholders and associated undertakings and their businesses. This presentation has been prepared to assist interested parties in making their own evaluation with respect to a potential business combination between the Company and TDAC and the related transactions (together, the "Potential Business Combination") and for no other purpose. This document is being made available on a confidential basis, and subject to the following provisions, to a limited number of persons who may be interested in the Potential Business Combination. It is issued for the exclusive use of the persons to whom it is addressed, with a view to assisting the recipient in deciding whether it wishes to proceed with the further investigation of the Company and TDAC.

By reviewing or reading this presentation, you will be deemed to have agreed to the obligations and restrictions set out below. Without the express prior written consent of TDAC and the Company, this presentation and any information contained within it may not be (1) reproduced (in whole or in part), (2) copied at any time, (3) used for any purpose other than your evaluation of the Potential Business Combination or (4) provided to or reviewed by any other person, except your employees and advisors with a need to know and who are directed to keep this presentation confidential.

The recipient of this presentation acknowledges that it (a) is aware that United States securities laws prohibit any person who has material, non-public information concerning a company from purchasing and selling securities of such company or from communicating such information to any other person under circumstances in which it is reasonably foreseeable that such person may purchase or sell such securities and (b) will neither use, nor cause any third party to use this investor presentation or any information contained herein in violation of the Securities Exchange Act of 1934, as amended, including, without limitation, Rule 10b-5 thereunder or any other applicable securities law.

Neither the Company, TDAC nor their respective shareholders nor any of their holding companies, subsidiaries, associated undertakings or controlling persons, nor any of their respective directors, officers, partners, employees, agents, representatives or advisers makes any representation or warranty, express or implied, as to the accuracy or completeness of the information contained in this document or otherwise made available nor as to the reasonableness of any assumption contained herein or therein and any liability therefore (including in respect of direct, indirect or consequential loss or damage) is expressly disclaimed. Nothing contained herein or therein is, or shall be relied upon as, a promise or representation, whether as to the past or the future.

This document does not purport to contain all of the information that may be required to evaluate the Potential Business Combination and any recipient hereof should conduct its own independent analysis of the Company and TDAC and the data contained or referred to herein. Neither the Company nor TDAC undertakes or expects to update or otherwise revise this document or any other materials supplied.

No information set out in this document will form the basis of any contract. Any prospective investor will be required to acknowledge in the purchase contract that it has not relied on, or been induced to enter into such agreement by, any representation or warranty, save as expressly set out in such agreement.

This document and any oral statements made in connection with this presentation do not constitute an offer or invitation for the sale or purchase of the securities or any of the assets, business or undertaking described herein, or the solicitation of any vote, consent or approval in any jurisdiction in connection with the Potential Business Combination or any related transactions, nor shall there be any sale, issuance or transfer of any securities in any jurisdiction where, or to any person to whom, such offer, solicitation or sale may be unlawful under the laws of such jurisdiction. This presentation does not constitute either advice or a recommendation regarding any securities. Any offer to sell securities will be made only pursuant to a definitive fully-executed definitive agreement and will be made in reliance on an exemption from registration under the Securities Act of 1933, as amended, for offers and sales of securities that do not involve a public offering. TDAC and the Company reserve the right to withdraw or amend for any reason any offering and to reject any definitive agreement for any reason. The communication of this presentation is restricted by law; it is not intended for distribution to, or use by any person in, any jurisdiction where such distribution or use would be contrary to local law or regulation. The Shareholders reserve the right to negotiate with one or more prospective investors at anytime and to enter into a definitive agreement for the sale for the financing of this transaction without prior notice to the other prospective investors. The Shareholders, the Company and TDAC each also reserves the right, without advance notice, to change the procedure; or to terminate negotiations at any time prior to the entry into of any binding contract for this transaction.

FORWARD-LOOKING STATEMENTS

Information in this presentation represents current expectations relating to transaction structure and is subject to further discussion and negotiation of definitive documentation in its entirety. All statements in this presentation other than statements of historical fact, including, but not limited to, statements regarding the Company's future operating results, financial position, business strategy, addressable market, anticipated benefits of its technologies, and plans and objectives for future operations and offerings are "forward-looking statements" and can often be identified by the use of terminology such as "may," "will," "estimate," "intend," "continue," "believe," "expect," "anticipate," "should," "could," "potential," "projection," "forecast," "plan," "trend," "assumption," "opportunity," "predict," "seek," "target," or similar terminology, although not all forward-looking statements contain these identifying terms. Any statements that refer to expectations, projections or other characterizations of future events or circumstances, including projections of market opportunity, number of customers and market share, the capability of the Company's technology, Company's business plans including its plans to expand globally, the sources and uses of proceeds from the Potential Business Combination, the anticipated enterprise value of the combined company following the consummation of the Potential Business Combination, any benefits of Company's partnerships, strategies or plans as they relate to the Potential Business Combination, anticipated benefits of the Potential Business Combination and expectations related to the terms and timing of the Potential Business Combination are also forward-looking statements.

These forward-looking statements are based upon the Company management's current expectations, assumptions and estimates as of the date of this presentation, are subject to change and are not guarantees of future results or the timing thereof. While TDAC and the Company may elect to update these forward-looking statements in the future, each is not under any obligation, and expressly disclaims any duty, to update or otherwise revise the information after the date of this presentation, whether as a result of new information, new developments or otherwise.

Neither Company nor TDAC can assure you that the forward-looking statements in this presentation will prove to be accurate. These forward-looking statements are subject to a number of risks and uncertainties, including, among others, the occurrence of any event, change or other circumstance that could delay, impede or prevent the Potential Business Combination or give rise to the termination of the Business Combination Agreement; the outcome of any legal proceedings that may be instituted against Company or TDAC, the combined company or others following the announcement of the Potential Business Combination; the inability to complete the Potential Business Combination due to the failure to obtain approval of the shareholders of Company or TDAC or to satisfy other conditions to closing (including the \$250 million Minimum Cash condition); failure to obtain TDAC deadline extension, the amount of redemption requests made by TDAC's public shareholders or the Company Shareholders; the ability to maintain the stock exchange listing standards following the consummation of the Potential Business Combination; the risk that the Potential Business Combination disrupts current plans and operations of Company or TDAC as a result of the announcement and consummation of the Potential Business Combination; the ability to execute on its business strategy and the ability to develop and commercialize its solid-state battery technology; the ability to accurately estimate the future supply and demand for its batteries; the ability to respond rapidly to emerging technology trends; the ability to compete effectively and the ability to manage growth; the ability to recognize the anticipated benefits of the Potential Business Combination; costs related to the Potential Business Combination; changes in applicable laws or regulations; international trade disputes, including threatened or implemented tariffs by the U.S. and threatened or implemented tariffs by foreign countries in retaliation; the ability of Company to execute its business model, including market acceptance of its planned products and services; the combined company's ability to raise capital; future financial performance of the combined company following the Potential Business Combination; the possibility that TDAC or the combined company may be adversely affected by other economic, business and/or competitive factors; risks associated with Company's efforts to commercialize its products; Company's ability to maintain its existing agreements with third parties and to negotiate and enter into new definitive agreements on favorable terms, if at all; the impact of competing products on Company's business; intellectual property-related claims against Company or the combined company; Company's dependence upon its key personnel and ability to attract and retain such personnel and additional qualified personnel; Company's ability to source raw materials for its products; and other risks and uncertainties to be set forth in the section entitled "Risk Factors" in the registration statement on Form F-4 to be filed by Company with the SEC and those included under the heading "Risk Factors" in TDAC's filings with the SEC. There may be additional risks that neither Company nor TDAC presently knows or that Company and TDAC currently believe are immaterial that could also cause actual results to differ from those contained in the forward-looking statements.

In light of the significant uncertainties in these forward-looking statements, you should not regard these statements as a representation or warranty by Company, TDAC, their respective directors, officers or employees or any other person that Company or TDAC will achieve their objectives and plans in any specified time frame, or at all. The forward-looking statements in this presentation represent the views of Company and TDAC as of the date of this presentation. Subsequent events and developments may cause those views to change. Except as required by applicable law, neither Company nor TDAC has any duty to, and does not intend to, update or revise the forward-looking statements in this presentation after the date of this presentation. You should, therefore, not rely on these forward-looking statements as representing the views of Company or TDAC as of any date subsequent to the date of this presentation.

These forward-looking statements are provided for illustrative purposes only and are not intended to serve, and must not be relied on by any investor, as a guarantee, assurance, prediction or definitive statement of fact or probability. Actual results may differ materially from those contemplated in these statements due to a variety of risks and uncertainties, including, but not limited to, risks and uncertainties related to the inability of the parties to successfully or timely consummate the Potential Business Combination, including the risk that any required regulatory approvals are not obtained, are delayed or are subject to unanticipated conditions that could adversely affect the combined company or the expected benefits of the Potential Business Combination, and the failure to realize the anticipated benefits of the Potential Business Combination; the Company's ability to execute on its business strategy and the ability to develop and commercialize its solid-state battery technology; ability to accurately estimate the future supply and demand for its batteries; ability to respond rapidly to emerging technology trends, ability to compete effectively and ability to manage growth; the number of redemption requests made by TDAC's public stockholders and the ability of TDAC or the combined company to issue equity or equity-linked securities in connection with the Potential Business Combination or in the future; and those factors discussed in documents of TDAC filed, or to be filed, with the U.S. Securities and Exchange Commission ("SEC"). If any of these risks materialize or our assumptions prove incorrect, actual results could differ materially from the results implied by these forward-looking statements. There may be additional risks that neither TDAC nor the Company presently know of or that TDAC and the Company currently believe are immaterial that could also cause actual results to differ from those contained in the forward-looking statements. In addition, forward-looking statements reflect TDAC's and the Company's expectations, plans or forecasts of future events and views as of the date of this presentation. TDAC and the Company anticipate that subsequent events and developments will cause TDAC's and the Company's assessments to change.

ADDITIONAL DISCLOSURES

Use of Data

This presentation also contains estimates and other statistical data made by independent parties and by the Company relating to competitors, customers, suppliers, partners, market participants, third-party technologies, market size and growth and other industry data. These data involve a number of assumptions and limitations, and you are cautioned not to give undue weight to such estimates. The Company and TDAC have not independently verified the statistical and other industry data generated by independent parties and contained in this presentation and, accordingly, cannot guarantee their accuracy or completeness. Such information may not be directly comparable across companies due to differences in definitions, methodologies, testing conditions, reporting periods, product configurations and other factors.

Important Information for Investors and Shareholders

TDAC and the Company and their respective directors and executive officers and other members of management and employees, under SEC rules, may be deemed to be participants in the solicitation of proxies of TDAC stockholders in connection with the Potential Business Combination. Investors and security holders may obtain more detailed information regarding the names and interests of TDAC's directors and officers in the Potential Business Combination in TDAC's filings with the SEC, including TDAC's registration statement on Form S-1, which was declared effective by the SEC on December 23, 2024. Information regarding the persons who may, under SEC rules, be deemed participants in the solicitation of proxies to TDAC's stockholders in connection with the Potential Business Combination will be set forth in the proxy statement for the Potential Business Combination, which is expected to be filed by TDAC with the SEC.

This presentation is not a substitute for the registration statement or for any other document that the Company and TDAC have filed and will file with the SEC in connection with the Potential Business Combination.

INVESTORS AND SECURITY HOLDERS ARE URGED TO READ THE DOCUMENTS FILED WITH THE SEC CAREFULLY AND IN THEIR ENTIRETY WHEN THEY BECOME AVAILABLE BECAUSE THEY WILL CONTAIN IMPORTANT INFORMATION. INVESTORS AND SECURITY HOLDERS MAY OBTAIN FREE COPIES OF OTHER DOCUMENTS FILED WITH THE SEC BY TDAC AT [HTTP://WWW.SEC.GOV](http://www.sec.gov).

INVESTMENT IN ANY SECURITIES DESCRIBED HEREIN HAS NOT BEEN APPROVED OR DISAPPROVED BY THE SEC OR ANY OTHER REGULATORY AUTHORITY NOR HAS ANY REGULATORY AUTHORITY PASSED UPON OR ENDORSED THE MERITS OF THE OFFERING OR THE ACCURACY OR ADEQUACY OF THE INFORMATION CONTAINED HEREIN. ANY REPRESENTATION TO THE CONTRARY IS A CRIMINAL OFFENSE. THIS PRESENTATION DOES NOT CONSTITUTE AN OFFER OR SOLICITATION OF ANY SECURITIES. TDAC WILL MAKE ANY OFFER TO SELL SECURITIES ONLY PURSUANT TO A DEFINITIVE SUBSCRIPTION AGREEMENT, AND TDAC AND THE COMPANY RESERVE THE RIGHT TO WITHDRAW OR AMEND FOR ANY REASON ANY OFFERING AND TO REJECT ANY SUBSCRIPTION AGREEMENT IN WHOLE OR IN PART FOR ANY REASON.

PRESENTERS



Vincent Yang
Founder, CEO & CTO

- Over 28 years in the lithium battery industry and the inventor of 1,000+ worldwide patents in the solid-state battery space
- Plant Director of Dayuan Plant and Director of R&D Dept., Foxconn Advanced Technology
- Director, Polymer Battery Division, Ultra-life Taiwan
- B.S. and M.S., Chemical Engineering & Materials Science and Engineering, National Taiwan University



Ben Lee
CFO

- 20+ years of experience in finance and accounting, including leadership roles and public offerings with Canadian Solar and Yum! Brands



Michael B. Hoffman
Chairman and CEO

- Former Partner at Riverstone Holdings (\$37B fund manager); Co-Head of Renewable and Power Strategies personally overseeing ~\$7B in equity commitments
- Led landmark energy investments including Talen Energy (~\$400M → ~\$18B) and Pattern Energy (~\$1B → ~\$20B), demonstrating a proven track record of energy value creation at scale
- Senior Managing Director & Head of M&A at The Blackstone Group for 15 years; served on Private Equity Investment Committee and Executive Committee



Avi Das
CFO

- Nearly 20 years of financing experience, including working with Mr. Hoffman on 3 prior SPACs and at Riverstone
- Started his career as an investment banker at Goldman Sachs



TRANSACTION SUMMARY

ProLogium to go public via business combination with Translational Development Acquisition Corp. ("TDAC", Nasdaq: TDAC)



~\$3.8B

PRE-MONEY ENTERPRISE VALUATION⁽¹⁾

Compelling valuation in light of ProLogium's next-generation battery technology, manufacturing track record, and commercial traction



~\$300M

TARGET GROSS PROCEEDS

Will seek to be funded by a combination of anticipated PIPE proceeds and TDAC cash in trust at the close of the transaction

Funding supports ProLogium's manufacturing expansion outside Taiwan and Gen 4 battery commercialization; Initial phase of Dunkirk, France factory supports >4GWh/yr of 4th Generation Solid-State battery production

(1) Pre-Money Equity Valuation of ~\$3.9B adjusted for \$100M in net cash on ProLogium balance sheet. See page 38 for details.

PROLOGIUM HAS BEEN A GLOBAL LEADER IN SSB DESIGN AND MANUFACTURING SINCE 2006



THE **FIRST** SOLID-STATE BATTERY (“SSB”) COMPANY TO ACHIEVE COMMERCIAL-SCALE CELL PRODUCTION (2013) AND APPROACH GIGAWATT-HOUR SCALE PRODUCTION CAPACITY (2027)



THE **FIRST SOLID STATE BATTERY DEMO CAR** IN 2019



DESIGNED A **BATTERY WITH ZERO THERMAL RUNAWAY RISK** WITH GEN 4 TECHNOLOGY



LARGEST PATENT PORTFOLIO AMONG PURE-PLAY SSB MANUFACTURERS



AWARDED THE EU’S LARGEST SUBSIDY TO A FOREIGN BATTERY DEVELOPER (UP TO ~€1.4B) TO DRIVE EUROPEAN EXPANSION IN DUNKIRK, FRANCE⁽¹⁾



~\$690M RAISED TO DATE FROM INSTITUTIONAL AND STRATEGIC PARTIES

(1) See page 45 for details.

PROLOGIUM IS ADVANCING THE NEXT GENERATION OF BATTERIES

The first scalable battery that eliminates the trade-offs between safety, energy density, performance, and cost

BATTERIES ARE STRATEGIC INFRASTRUCTURE

Batteries have become one of the most critical strategic assets underpinning the modern economy, as the world undergoes a once-in-a-generation transformation driven by electrification, energy transition, and AI infrastructure expansion

BOTH LIQUID & SOLID ARE TRAPPED BY TRADE-OFFS

But for the past 40 years, higher energy density inevitably increases thermal runaway risk

Both current liquid, solid-liquid or all-solid-state solutions remain a compromise between safety, energy density, performance, and cost



ProLogium

GEN 4 CHANGES THAT

Not another solid-state battery – the 4th generation ProLogium battery represents the safest solid-state battery ever developed

ProLogium Gen 4 combines

- Zero thermal runaway risk
- High energy density
- Balanced electrical performance
- Manufacturing know-how
- Cost competitiveness

in a single solution

PROLOGIUM'S TECHNOLOGY ADDRESSES CUSTOMERS' REQUIREMENTS

PROBLEM

Thermal runaway risk reduces adoption and use cases in high-safety markets

TRADITIONAL LI-ION

VARIABLE

Thermal runaway



GEN 4 SOLUTION

ZERO

Thermal runaway

KEY PROLOGIUM PLATFORM ADVANTAGE

Non-flammable solid electrolyte + 100% ceramic separator + Active Safety Mechanism (ASM)

Energy density insufficient for necessary product adoption or weight requirements

265–300

Wh/kg



360–470

Wh/kg

Enables 500+ mile EV range, eVTOL viability, and lighter packs across robotics and aerospace

Charge times creates consumer friction and infrastructure strain

20-45 MINS

From 5% to 60–80% SoC



4.6–6.4 MINS

From 5% to 60–80% SoC

Charging speeds approaching gasoline parity unlocking higher utilization for electric vehicles & robotics

PROBLEM

No next generation battery has been proven with manufacturability at scale or deliver commercial performance

CURRENT SOLID STATE

UNSOLVED CHALLENGES

Conflicts between material and cell system nature



GEN 4 SOLUTION

PROVEN HISTORY OF MANUFACTURING

Giga-level production

KEY PROLOGIUM PLATFORM ADVANTAGE

Production since 2013 and >10 years of manufacturing expertise built through 3 generations of production lines (>800k cells shipped from giga factory since 2024)

High costs hinder the commercialization of next generation batteries

RARE MATERIAL & PROCESS COMPLEXITY



LOW-COST MATERIAL & STREAMLINED PROCESS

Proprietary electrolyte with no rare materials + reduced production steps = lower CapEx + OpEx unit costs



I. THE COMPANY



PROLOGIUM IS DEFINING THE PATH TO SCALABLE NEXT-GEN BATTERIES

OVERVIEW

Years of Battery Development

20

YE2025 Patents

1,000+

\$M USD Raised to Date

~\$690

Employees

820+

Automotive Samples Delivered

12,000

Cells Delivered to Global Clients Since 2013

2,400,000

KEY HIGHLIGHTS



Fast Charging

6.4 MINS

From 5 to 80% at 5C

-20°C Performance

>90%

Retention

NEXT-GEN BATTERY

Gen 4: Superfluidized (Solid-State 2.0)



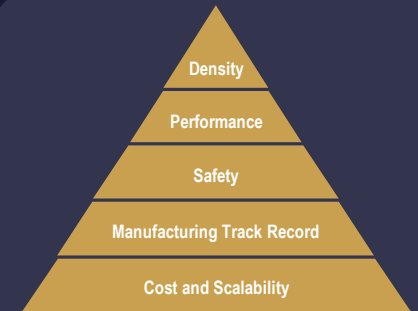
OPERATIONAL GIGAFACTORY

Taoyuan, Taiwan



€1.4B FRENCH GOVERNMENT SUBSIDY

Dunkirk Gigafactory



BALANCED SOLUTIONS

5-Pillar Framework



WORLD-CLASS CUSTOMERS

Global Enterprises



GLOBAL PARTNER NETWORK

Industrial and R&D Partners

#1

In Patents

1,000+

YE2025 Patents

INDUSTRY-LEADING PATENTS

70% Active Patents



Mercedes-Benz

posco

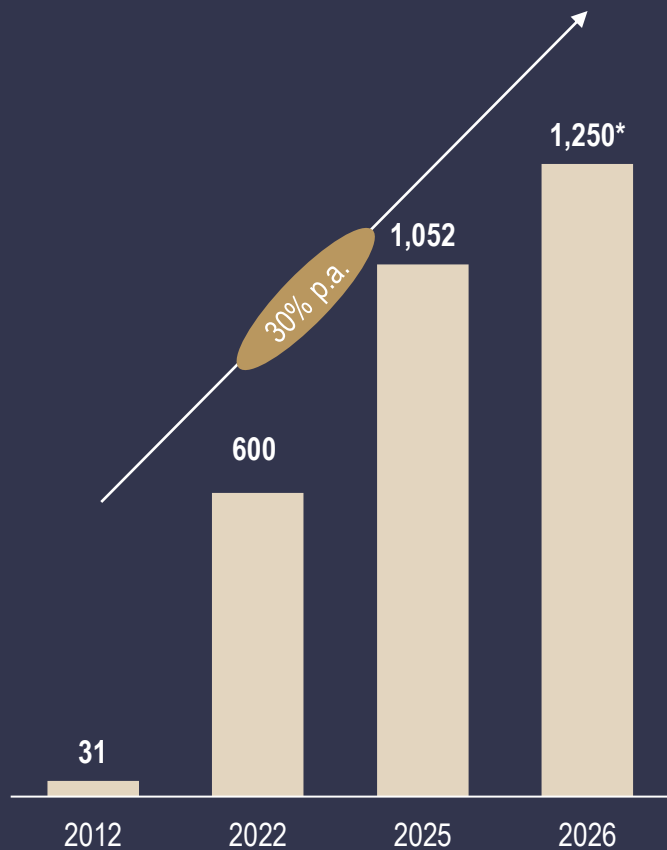


TOP-TIER STRATEGIC BACKERS

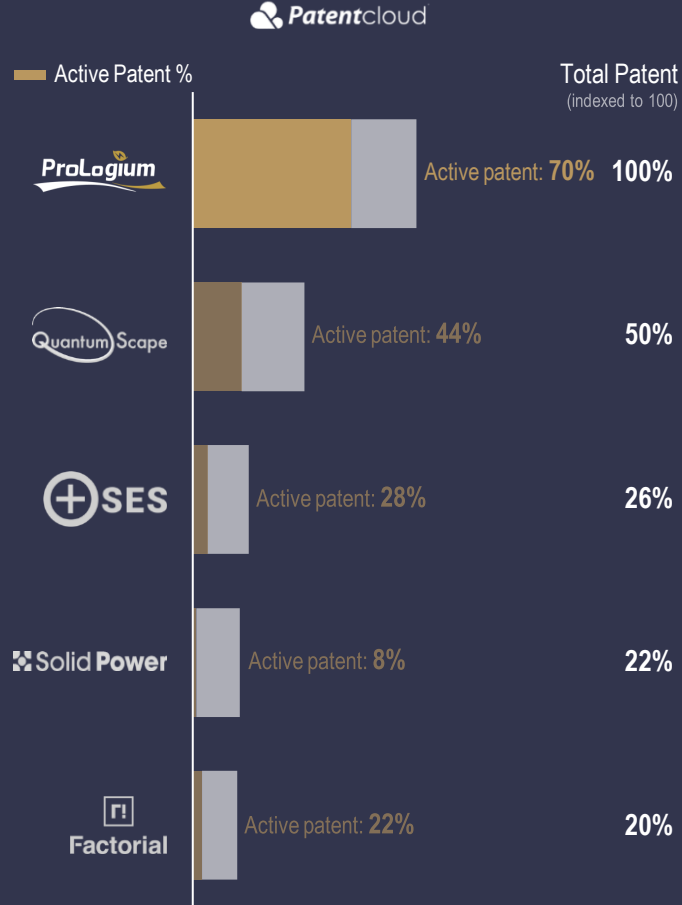
Series E Investors

UNDERPINNED BY A PATENT PORTFOLIO THAT PROVIDES INDUSTRY-LEADING SCALE & COVERAGE

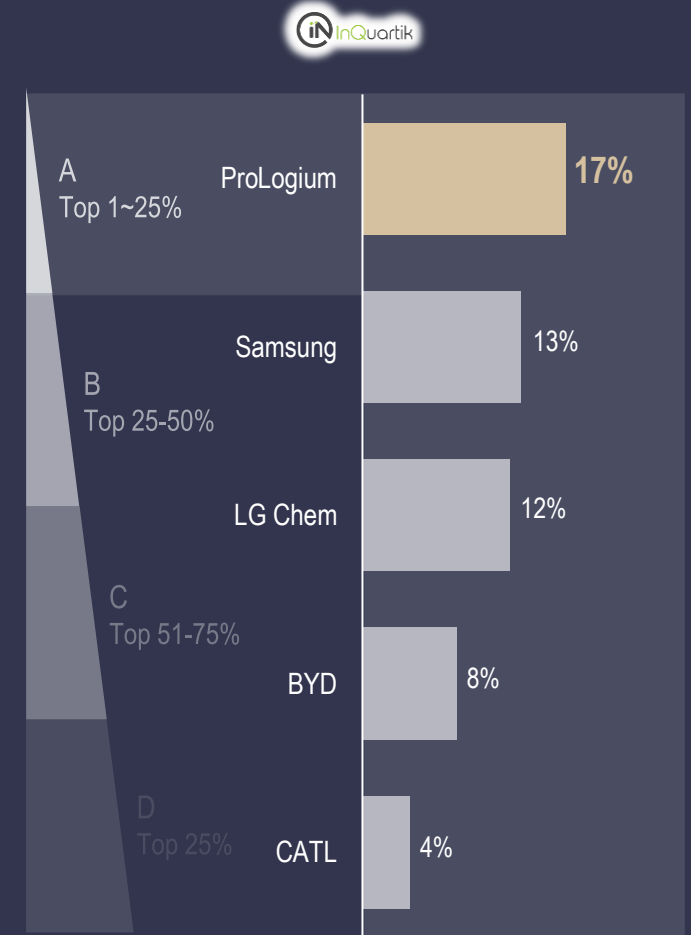
~30% CAGR in ProLogium's Patent Portfolio



ProLogium Leads in Total Patent Scale & Quality
(Normalized to 100%)



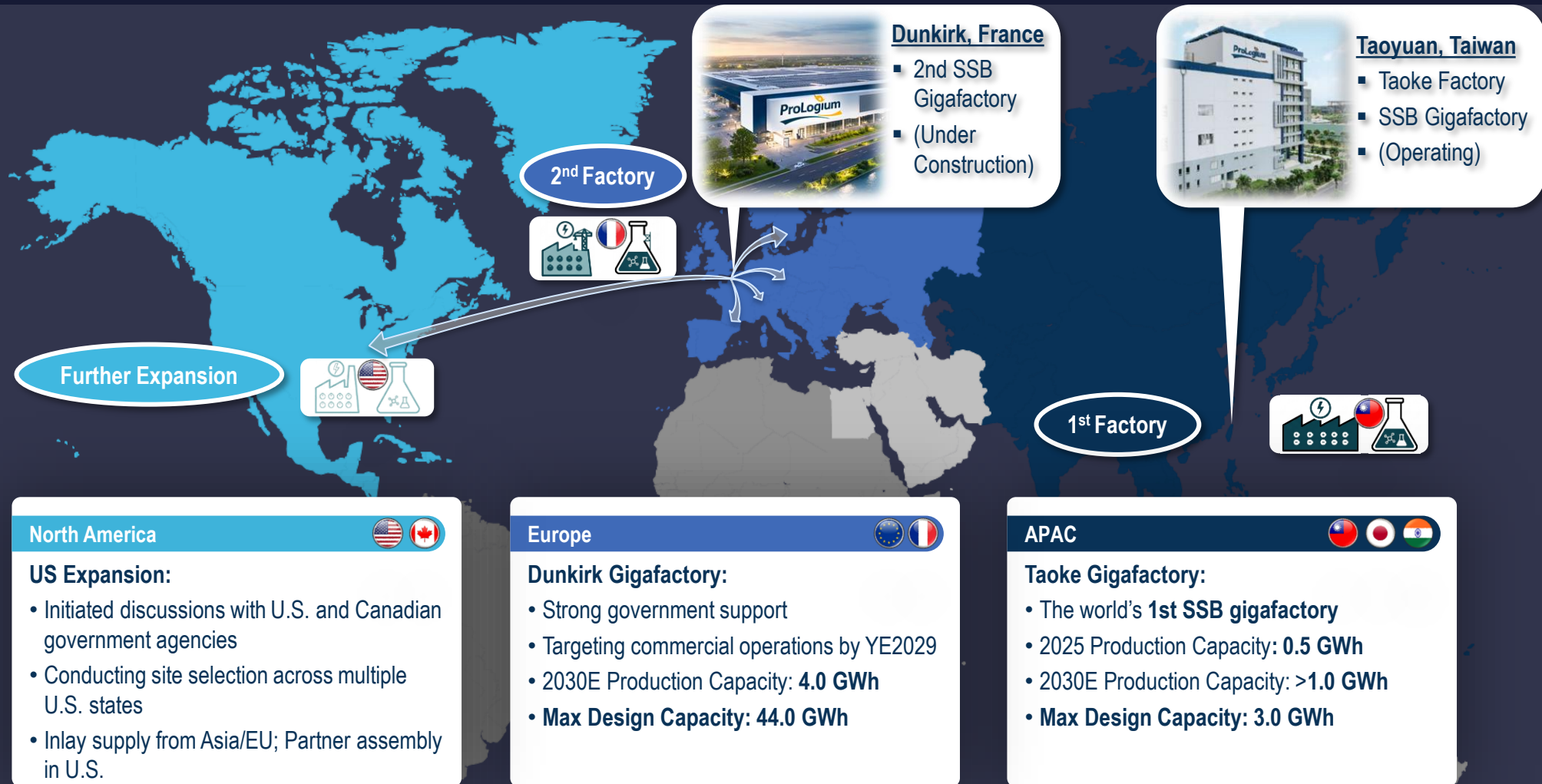
17% of ProLogium's Patent Are Ranked A⁽¹⁾



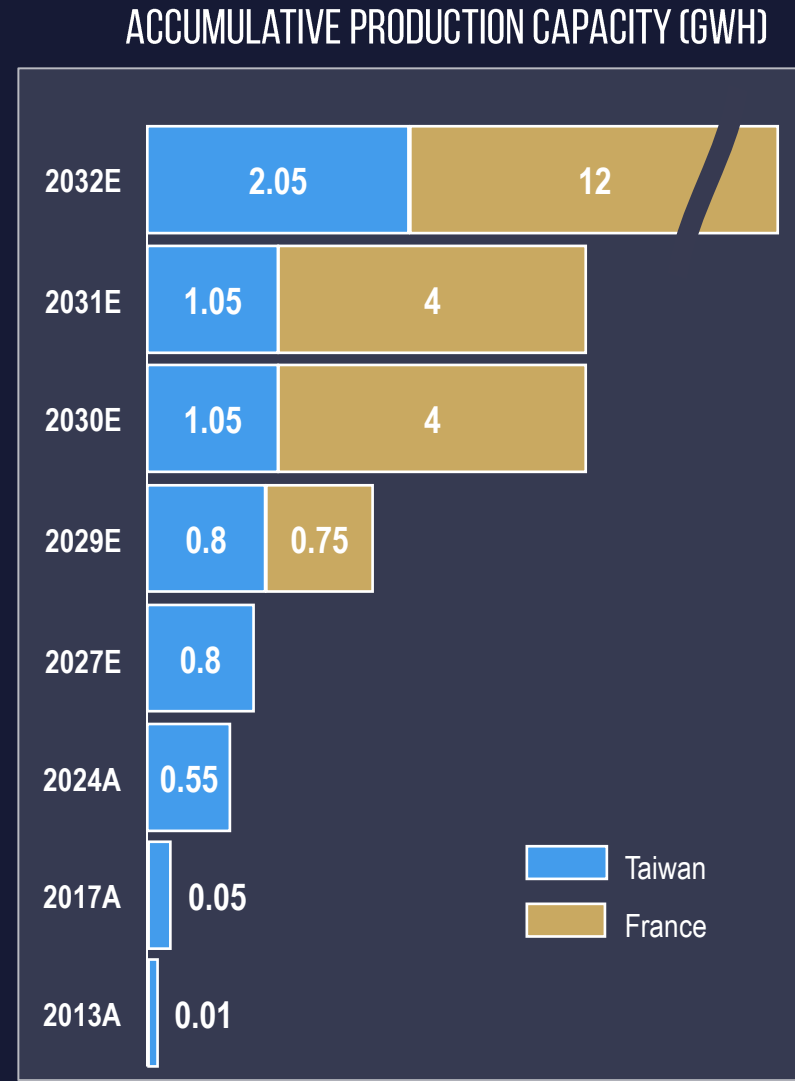

* Planned by the end of 2026.

(1) Based on value metrics including commercialization actionability, market conditions and industrial positioning of the invention by 3rd party patent platform in 2023.

PROLOGIUM'S PLAN TO SCALE GLOBALLY FROM FOUNDATION IN TAIWAN



PHASED MASS PRODUCTION ROADMAP



Note: Anticipated production capacities are management estimates and are subject to change due to available financing and other factors outside of the Company's control.

SCALE-UP IN MANUFACTURING MATCHED TO MARKET TARGETING

Targeting High Performance Markets while achieving economies of scale before future expansion into mass EV market

2006 → 2025 → 2030+

PROVEN MARKET ADOPTION

ProLogium has been manufacturing and commercializing solid-state batteries, demonstrating market proven technology since 2013

PREPARED FOR NEXT STAGE OF GROWTH

High density, safe and fast charging Gen 4 large-cell technology allows ProLogium to address premium market demand and production expansion



Small Size, ~30 Ah

Large Size, ~100 Ah

Flexible Lithium Ceramic Battery

Pouch Lithium Ceramic Battery

Pouch Lithium Ceramic Battery

Large Lithium Ceramic Battery



Cell Size ↑
↓

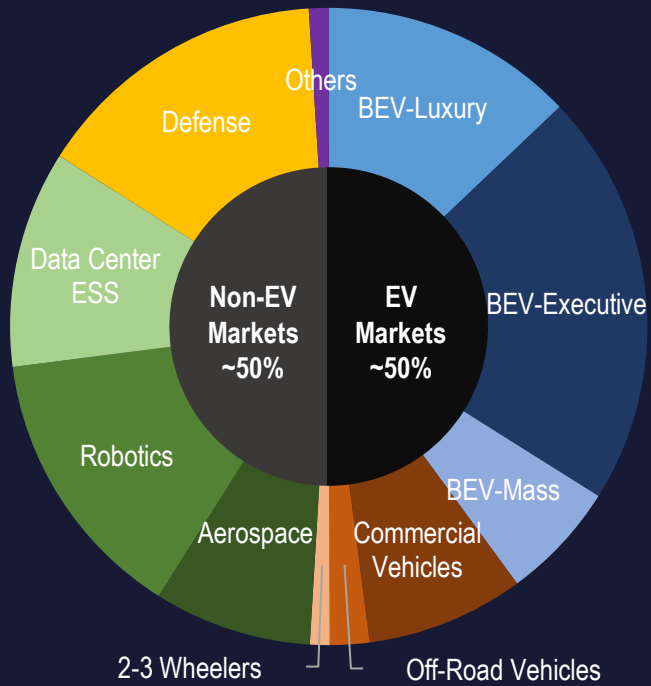


II. MARKET PERSPECTIVE & COMMERCIALIZATION



TRACTION ACROSS THE BATTERY ECOSYSTEM | A FOCUS ON HIGH GROWTH EMERGING MARKETS

TARGET CUSTOMER MARKET BY REVENUE⁽¹⁾



MARKET SEGMENTS

EMERGING MARKET

- Robotics
- Data Center ESS
- Defense
- Aerospace

MAINSTREAM MARKET

- Passenger EVs (Luxury, executive & mass market)
- Commercial Vehicles
- Construction Vehicles
- Motorbikes/E-Bikes

CUSTOMERS WITH POs/MOUs (PR)






25+
CUSTOMERS

14+
OEMs






8+
TIER 1

Note: All target markets are supported by secured customer commitments (MoU/LOI/PO/DA).
 (1) Represents Company's targeted breakdown of 2032 revenue by customer market segment.

PROLOGIUM'S TECHNOLOGY ADDRESSES THE DEMANDS OF PREMIUM MARKET SEGMENTS

	TARGET SEGMENT	2030E TAM (\$B)	'25-30E TAM CAGR	RELATIVE PRODUCT GROSS MARGIN	THE <i>ProLogium</i> ADVANTAGE
Near-Term Markets	Premium Automotive 	~\$17	11%		High voltage power & energy density without need for pressure management
	Aerospace & Defense 	~\$15	8%		Safest battery technology for mission-critical applications
	Robotics 	~\$15	39%		Extended operational life without sacrificing weight or power
	Data Center ESS 	~\$5	7%		Safest battery technology for colocation with high-value compute
Future	Mass Market Automotive 	~\$199	22%		Pursuing roll-out process over time; increased production capacity will create opportunity to target at scale in the future

DELIVERING SUPERIOR PERFORMANCE FOR CUSTOMERS

MARKET SEGMENT	OPPORTUNITY	ProLogium GEN 4 VS TRADITIONAL LI-ION	
Premium Segment EVs 	Premium passenger applications benefit from extended range, faster charging, and cold-weather performance	+20-55% DRIVING RANGE	6 MIN CHARGE TIME
Aerospace 	Stringent weight and volume constraints, and zero-tolerance safety standards. SSB is the ideal option and critical enabler	-30-50% WEIGHT	800+ KM DISTANCE
Defense 	Safety, high energy density, high pressure operating performance, non-PRC supply chain	+20-30% MISSION TIME	NON-PRC SUPPLY CHAIN
Robotics 	Safety and longer operating time enabled by high energy density become gating factors to scale major use cases	+40-55% WORKING TIME	6 MIN CHARGE TIME
Data Center ESS 	Space limits, fast-discharge, high-power needs, and elevated on-rack safety requirements in Data center applications boost SSB adoption	+2-5X POWER DENSITY	-10-20% HEAT GENERATION

Note: Range includes Gen 4 and Gen 4+ expected performance versus traditional Li-ion.

ENABLING PARTNERSHIPS TO ACCELERATE COMMERCIALIZATION & EXPANSION

Flexible business model including Direct Sales + Licensing



CASE STUDY: SUPPLYING BATTERIES AS BACKUP UNITS FOR AI DATA CENTERS



STRATEGIC PARTNER

DARFON

As a leading provider of smart mobile energy storage solutions, Darfon Energy specializes in producing high-performance battery packs and intelligent energy storage technologies. Backed by 25+ years of electronics heritage, it collaborates with NVIDIA and industry partners to scale AI applications. Its global operations span Japan, South Korea, the United States, and Europe.

BOTTLENECKS

01 High Asset Value & Downtime Risk

AI servers are costly, and outages cause severe operational and financial losses.

02 BBU Space Constraints

High-power GPUs, cooling, and power systems are squeezing available BBU space.

03 GPU Power Consumption Surge

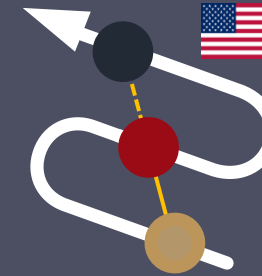
Exponential growth in GPU power demands (~1,000W in 2025) is straining power and cooling systems.

04 Cybersecurity Challenges

National security and policy requirements demand a secure supply chain.

OPPORTUNITY

DARFON
(Pack Maker)



A Leading U.S. Multinational Semiconductor Company
(Downstream End User)

ProLogium
(Cell Maker)

SOLUTIONS

Extreme Safety & Optimal Runtime

140% RUNTIME BOOST AT 12C

ZERO THERMAL RUNAWAY

Smaller Battery & Lower Heat Generation

900+ WH/L AT CELL LEVEL

<60°C HIGH POWER DISCHARGE

Transient High-Power Support

UP TO 15C HIGH RATE DISCHARGE

LOW THERMAL GENERATION

Ex-PRC Supply Chain

TAIWAN HQ / GIGAFACTORY R&D CENTER

FRANCE GIGAFACTORY R&D CENTER

CASE STUDY: SOLVING BOTTLENECKS IN NEXT-GENERATION ROBOTICS

STRATEGIC PARTNER



Founded in 1971, Delta Electronics is a global leader in power and thermal management. It focuses on high-efficiency energy solutions and collaborates with NVIDIA and top 5 global robotics industry partners to scale up AI applications. With its smart power systems, Delta Electronics plays a key role in the global humanoid robotics supply chain. Its global footprint includes operations in Japan, Singapore, the U.S., and Europe.

BOTTLENECKS

01 Space & Weight Challenge

Due to constrained form factors, batteries must deliver high energy density while maintaining low weight.

02 Turnover Rate & Long Duration

High degrees of freedom (DoF) lead to high power consumption, requiring fast-charging capability to support longer on-site operation.


03 High Continuous & Pulse Discharge

Multi-joint operation requires 5C continuous discharge; sudden movements demand 10C pulse discharge for torque and balance.

04 Potential Safety Hazards

Batteries for humanoid robots (medical/household use), deep tech, and militaries require defense-grade safety standards.

OPPORTUNITY



SOLUTIONS

Great Capacity & Performance

380+
13%

WH/KG
AT CELL LEVEL
HIGHER THAN
TESLA'S 2.3 KWH

High Turnover & Longer Uptime

FAST CHARGING
6.4
+55%

MINS FOR
5-80% SOC
AGAINST
GENERAL UPTIME

Wide Operating Window

5C/10C
-30 TO 60°C

DISCHARGE
CAPABILITY
TEMP
RANGE

Certifications

UL2271
UL2280

SHOCK &
EXPLOSION PROOF
HIGH THERMAL
CAPABILITY

CASE STUDY: AEROSPACE APPLICATIONS WITH LIGHTER, DURABLE, AND HIGHER-PERFORMING BATTERIES



AERIAL VEHICLES / DRONES



THE WORLD'S LARGEST
AMERICAN ONLINE RETAILER

BOTTLENECKS

- **Long Charging Downtime:**
Disrupts logistics and operational efficiency
- **Poor Environmental Adaptability:**
Performance degrades under extreme temperatures (<math><0^{\circ}\text{C}</math> or $>45^{\circ}\text{C}$)
- **Unable to Find Absolute Safety:**
NO thermal runaway by ARC Testing proof

SOLUTIONS

Verified by UL Solutions



**ZERO
THERMAL
RUNAWAY**

AIRCRAFT



A EUROPEAN AEROSPACE PIONEER
REDEFINING REGIONAL TRAVEL

BOTTLENECKS

- **Low Energy Density:**
Long-range or heavy-payload missions require large battery packs, limiting usable cabin space
- **Thermal Safety Control:**
High-energy aviation batteries are prone to thermal runaway

SATELLITE



AN AMERICAN AEROSPACE
MANUFACTURER AND SPACE GIANT

BOTTLENECKS

- **Thermal & Vibration Vacuum:**
No battery has been able to reliably operate in vacuum environments while withstanding extreme temperature fluctuations and maintaining stable performance under prolonged vibration and mechanical stress

SOLUTIONS

Endorsed by Professional Third Party



High Thermal Vacuum at -20-45°C
<math><6.5 \times 10^{-3}</math> PA



Great Vibration Vacuum at -25-65°C
<math><1 \times 10^{-7}</math> PA

Great Specific Energy

380+ WH/KG AT CELL LEVEL

Wide Operating Window

-30 TO 60°C

Fast Charging


~80% SOC < 6.4 MINS


CASE STUDY: ENERGY SOLUTIONS FOR DEFENSE APPLICATIONS

PROLOGIUM HAS BEEN FOCUSED ON DEFENSE & SECURITY SINCE 2017.



SUBMARINE

 A French-registered historical supplier to the French Ministry of Defense, the Ministry of the Interior, and NATO




High Energy Density Needed

Extreme Safety Required

Wide Temperature Adaptability



DEFENSE TECH

 Exploring a supply contract with a U.S. defense technology company, delivering cutting-edge capabilities to military contractors

High Continuous & Pulse Discharge

Bullet Resistant & Explosion Proof

Geopolitically Sensitive Origins Excluded

Solutions

Great Specific Energy
380+ WH/KG AT CELL LEVEL

Ultimate Safety
ZERO THERMAL RUNAWAY

Post-Shooting Test
VOLTAGE REMAINS AT **4.2V**

Wide Operating Window
-30 TO 60°C

Pressure Resistance
750 BAR

Continuous & High-Rate Discharge
5C/10C DISCHARGE CAPABILITY

Non-PRC Supply Chain
TAIWAN/FRANCE GIGAFACTORY R&D CENTER

ANALYTICAL

PANalytical

EMPYREAN

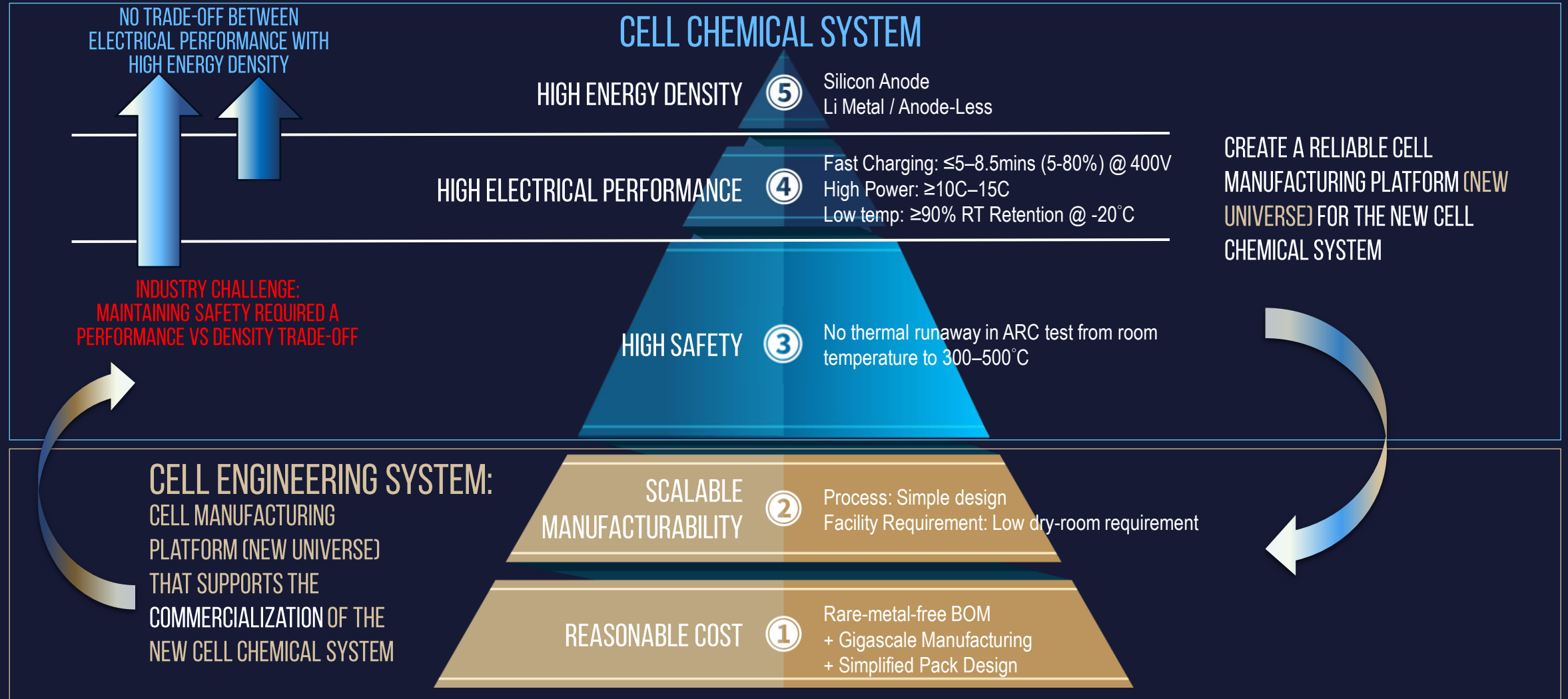
EMPYREAN

III. TECHNOLOGY & CAPABILITIES



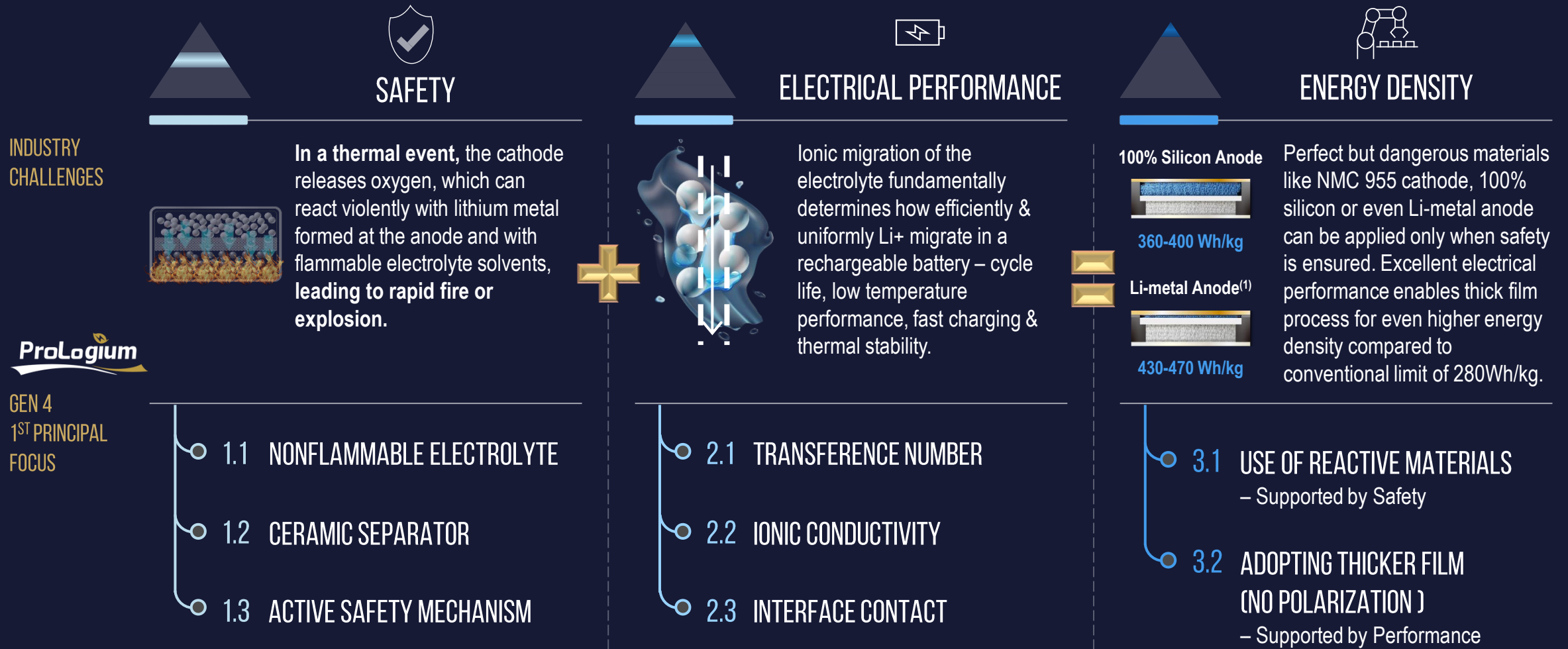
THE PATH TOWARD NEXT-GENERATION BATTERIES

Balanced Chemical System Enabled by Scalable Manufacturability and Reasonable Unit Cost



THE CHEMISTRY DESIGN PATH FOR NEXT GENERATION BATTERIES

First-Principles Approach to the Intrinsic Properties of Key Battery Cell Components and Materials Solves Density Limitations




GEN 4
1ST PRINCIPAL
FOCUS

(1) Post-Gen 4 technology on Company development roadmap.

SAFETY: AN INHERENTLY SAFE PRODUCT FOR CUSTOMERS

CONVENTIONAL LI-ION BATTERIES & CURRENT SEMI-SOLID OR ALL-SOLID-STATE BATTERIES



In a thermal event, the cathode releases oxygen, which can react violently with lithium metal formed at the anode and with flammable electrolyte solvents, **leading to rapid fire or explosion**

TRIPLE Safety Mechanism


1 NON-FLAMMABLE ELECTROLYTE

Fully inorganic, non-flammable solid electrolyte, replacing the flammable liquid electrolytes present in conventional lithium-ion batteries



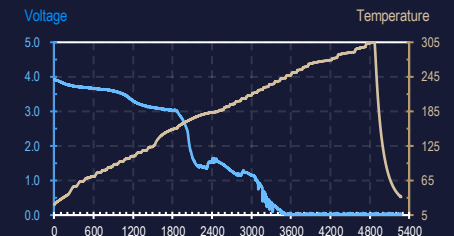
2 ALL CERAMIC SEPARATOR

100% ceramic separator withstands much higher temperatures than PP/PE separators, preventing internal short circuits and propagation



3 ASM⁽¹⁾ EMBEDDED SUPERFLUIDIZED ALL INORGANIC SSE

Superfluidized All Inorganic SSE automatically decomposes in ASM components when exposed to high temperatures, **stabilizing the cathode and the anode**, preventing thermal runaway



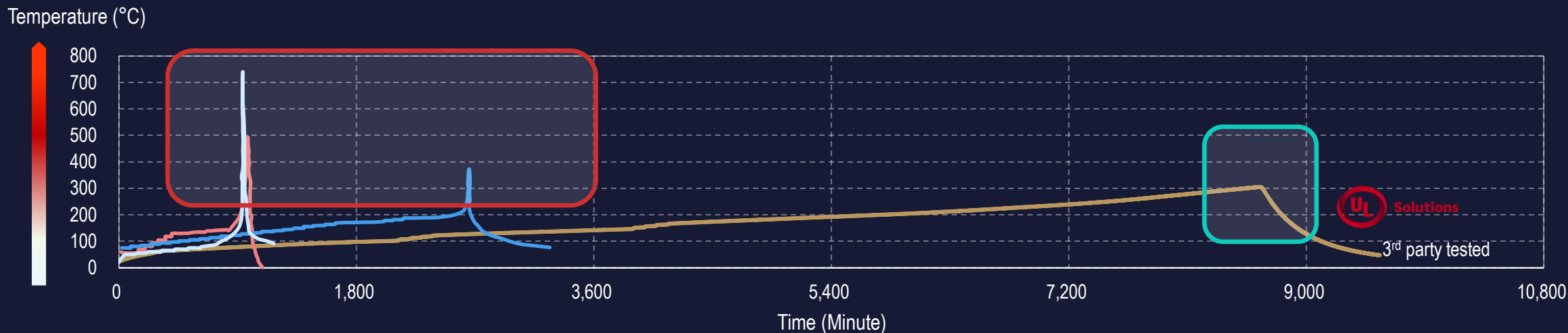
(1) Active Safety Mechanism by ProLogium.



SAFETY: EMBEDDED ASM MATERIAL ACTIVATES AT 125°C AND STABILIZES THE THERMAL SOURCE

Solving the two electrode volcanoes: Nonflammable electrolyte with embedded ASM actively stopping reactions

Accelerating Rate Calorimeter (ARC) Test



Thermal runaway

Conventional

— Conventional Liquid⁽¹⁾

Next Generation 1.0

- Solid-liquid
- All solid state

— Solid Liquid⁽²⁾

— Solid Sulfide, LPSC⁽³⁾

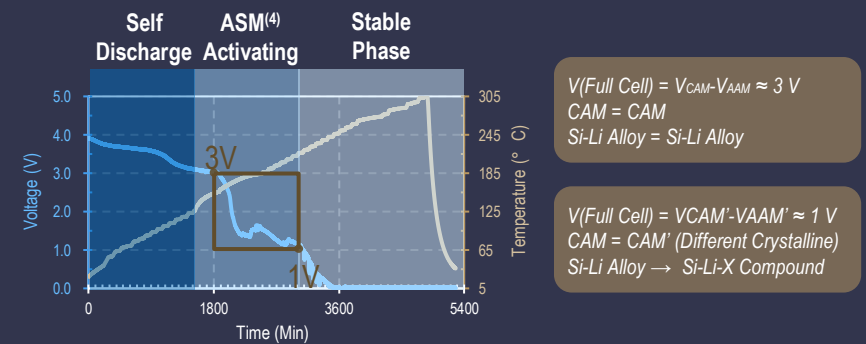
No thermal runaway

Next Generation 2.0

— ProLogium Gen 4

ASM⁽⁴⁾ embedded superfluidized solid-state Electrolyte

ProLogium Gen 4 is the first and only cell to complete ARC testing without thermal runaway in the 40-year history of lithium batteries.



Note: Accelerating Rate Calorimeter (ARC) chart reproduced based on published academic literature.

(1) Key Characteristics for Thermal Runaway of Li-ion Batteries, Energy Procedia 158 (2019): 4684-4689.

(2) In situ-polymerized lithium salt as a polymer electrolyte for high-safety lithium metal batteries.

(3) Stage-Dominated Thermal Runaway in Sulfide ASSBs: Decoupled Electrochemical Ignition and Chemical Cascades, <https://doi.org/10.21203/rs.3.rs-6428540/v1>.

(4) Active Safety Mechanism by ProLogium.

PERFORMANCE: PROLOGIUM'S ELECTROLYTE REDEFINES PERFORMANCE LIMITS

All-in One Platform combining High Li+ Migration, homogeneous interface and pressure-free operation



GEN 4 ELECTROLYTE - SUPERFLUIDIZED SOLID STATE

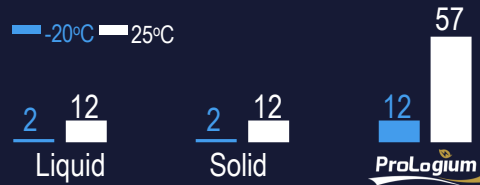
UNPARALLELED CELL-LEVEL PERFORMANCE

The Best of Conventional Solid & Liquid

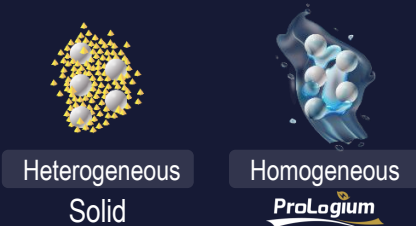
1 TRANSFERENCE NUMBER
Near 100% Li+ transport efficiency with minimal concentration polarization



2 IONIC CONDUCTIVITY⁽¹⁾, mS/cm
57 mS/cm at 25°C, 5x higher than the best of solid & liquid electrolytes



3 INTERFACIAL CONTACT
Pressure-free operation enabled by non-Newtonian flow behavior



Revolutionary Cell Performance Without External Pressure

Fast Charging

6.4 mins

From 5% to 80%

C-rate Capability

15C

Discharging Rate

Fast Charging Cycle

>1,000

Under Fast Charging

-20°C Performance

>90%

Retention

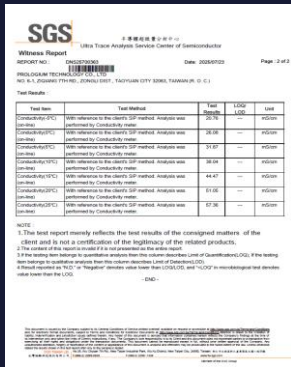
(1) Societe Generale de Surveillance SA.

PERFORMANCE: HIGHEST PROVEN IONIC CONDUCTIVITY

Super-Fluidized All Inorganic SSE Achieves the World's Highest Ionic Conductivity Among Electrolytes at Low and Room Temp

SGS Certified Conductivity Test

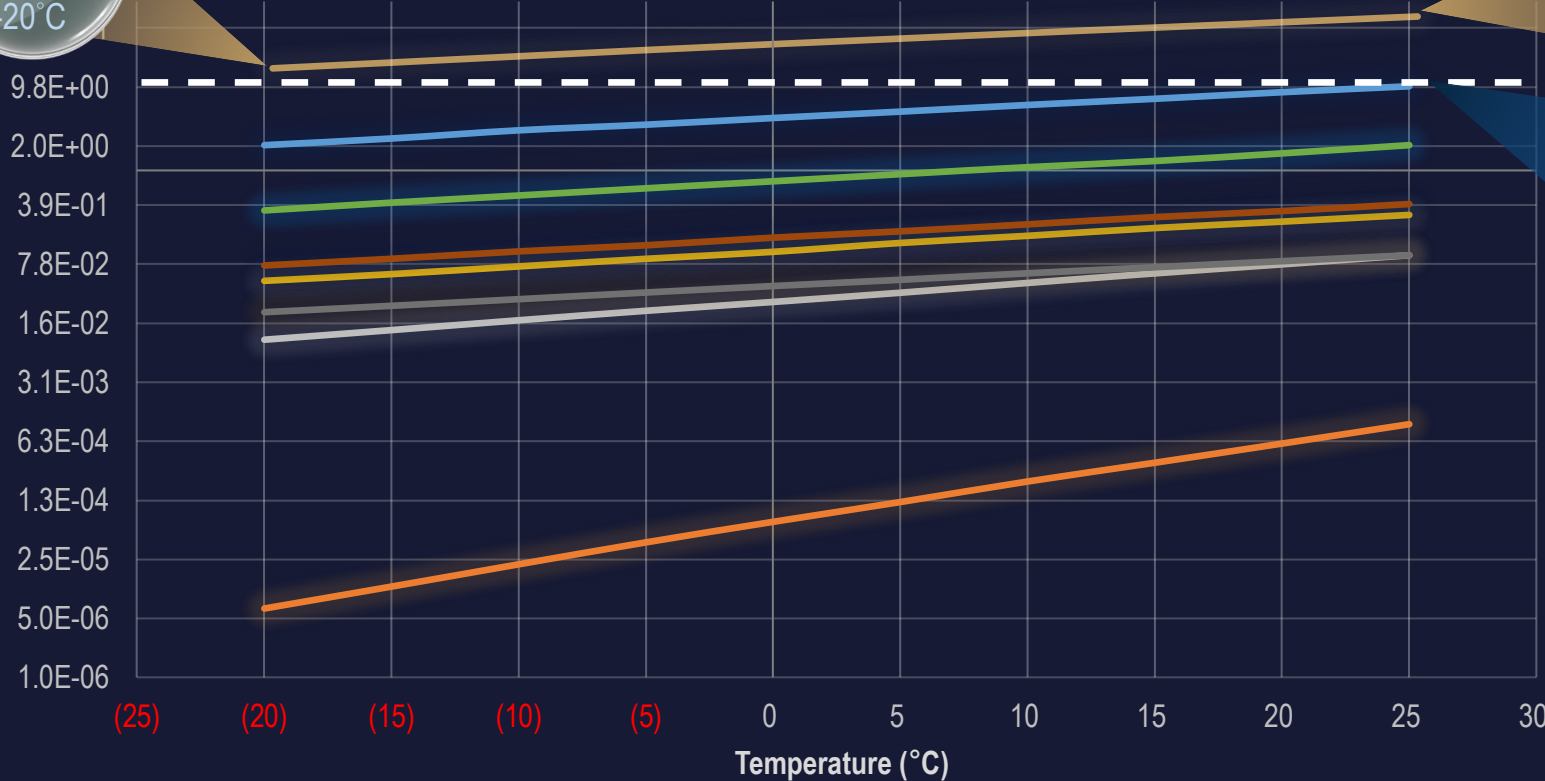
Ionic Conductivity vs Temperature
(Liquid, Solid & Polymer Electrolyte)



12.5
-20°C

Ionic Conductivity (mS/cm)

- Super-Fluidized All Inorganic SSE (57 mS/cm)
- LGPS (10 mS/cm)
- 1 M LiPF₆ in EC:DMC (10 mS/cm)
- LPSCI (2 mS/cm)
- LLZO (0.4 mS/cm)
- Composite ELT (0.3 mS/cm)
- LATP (0.1 mS/cm)
- Gel ELT (0.1 mS/cm)
- PEO + LiFSI (0.001 mS/cm)



57
25°C

10
25°C

LGPS / Liquid Organic

ENERGY DENSITY: TECHNOLOGY UNLOCKS SAFETY LIMITATIONS ON HIGHER ENERGY DENSITY

Innovative Technology

Enables High Energy Density

MARKET CHALLENGES

Conventional liquid & solid-state batteries increase thermal runaway risk or reduce electric performance as energy density rises, creating a liquid-chemistry density ceiling

ProLogium SOLUTION

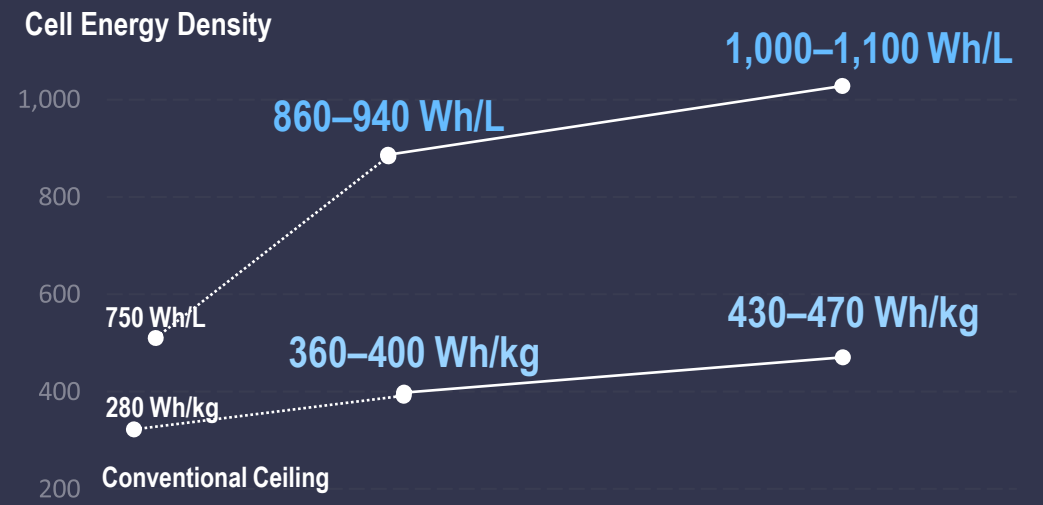

ProLogium solves this fundamental contradiction at the material level

Safety and electric performance are no longer trade-offs against energy density, allowing 4th generation technology to exceed traditional ceilings with a roadmap to additional future performance

100% Silicon Anode (4th Gen)



Li-metal Anode (Technology Roadmap)





MANUFACTURING: FIRST SSB DEVELOPER TO ACHIEVE SAMPLE THROUGH NEAR GIGA-LEVEL

Production capacity since 2013



PROLOGIUM IS THE GLOBAL LEADER IN SOLID STATE MANUFACTURING

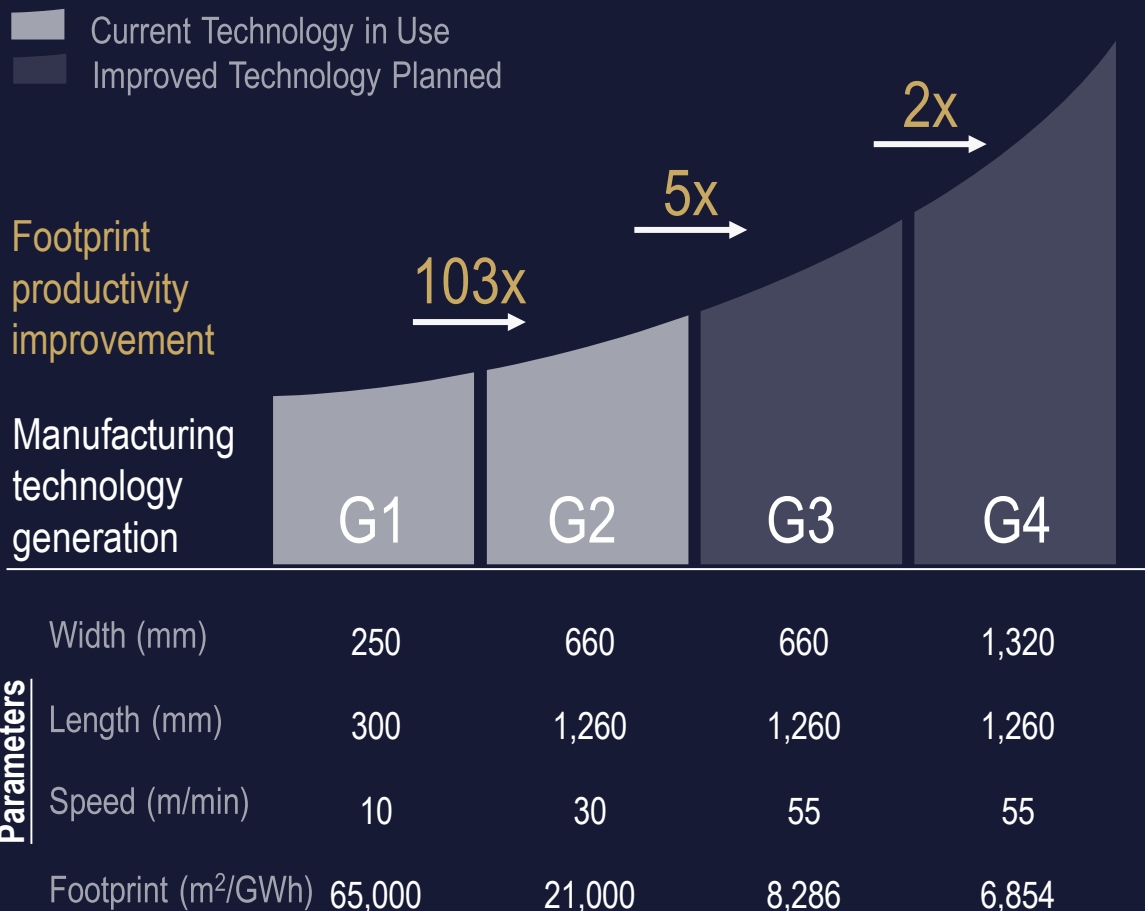
- Automated production for large EV cells ~13 years ahead of competitors
- Taiwan production facility delivered on-time and on-budget
- Continuous production scale up planned in Taiwan and France

Source: Public investor presentations, International Battery Summit 2026, ProLogium internal calculations.
 (1) Transitioned to licensing model, reducing need for in-house manufacturing.

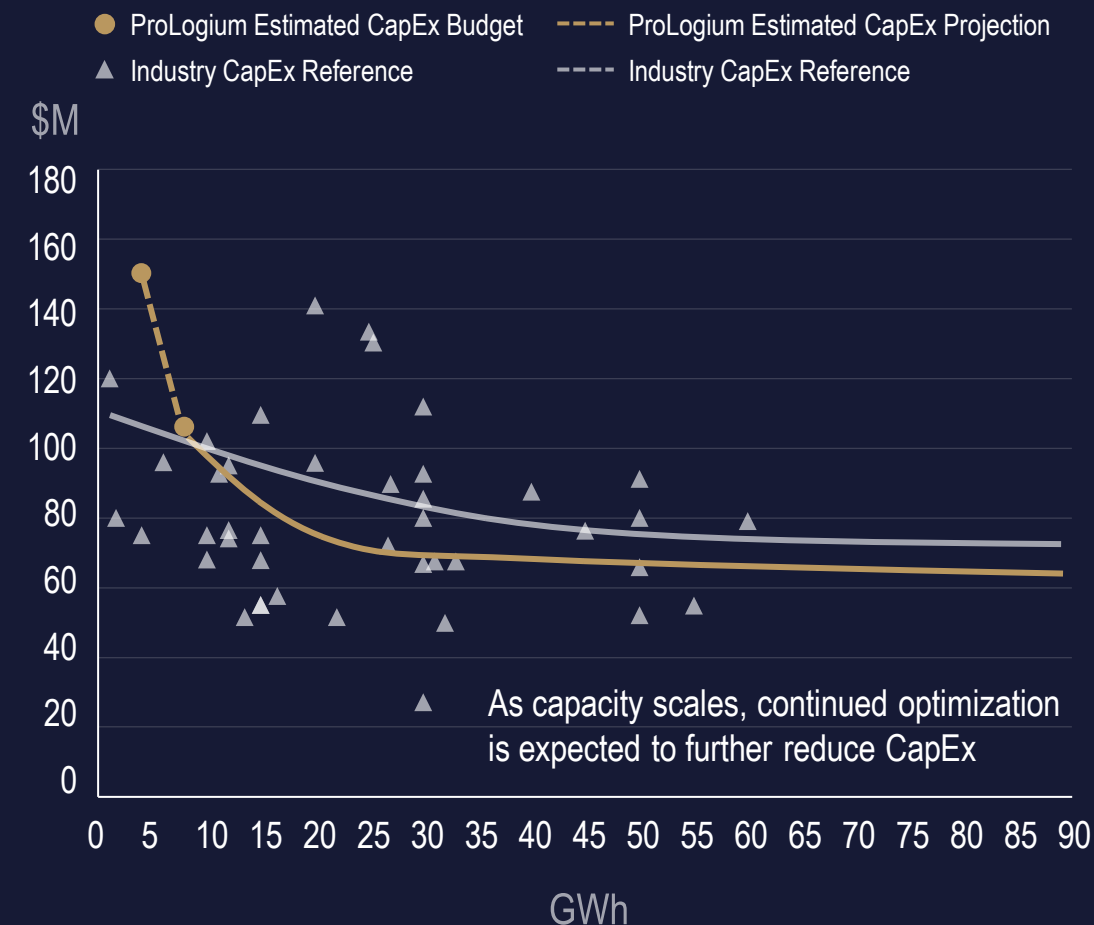


MANUFACTURING: PATH TO CAPEX/MWH COMPETITIVENESS WITH BENCHMARKS

Manufacturing Efficiency Improvement Roadmap



ProLogium's Current CapEx is Competitive with EU and U.S. Industry Benchmarks (Total CapEx \$M/GWh)



Source: Company estimates.

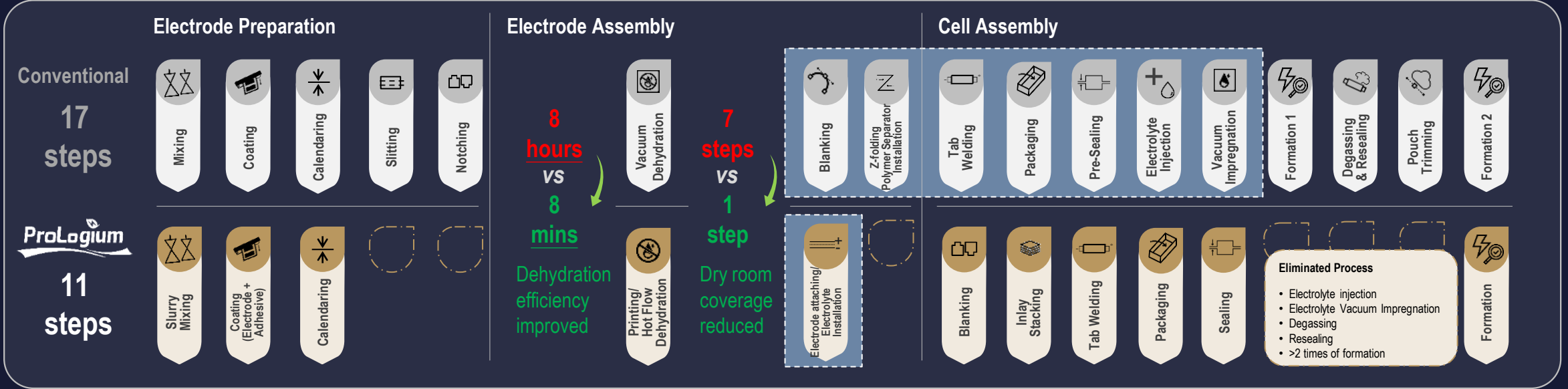
Note: Anticipated costs are management estimates only and are subject to change due to permitting, available financing including the Business Combination, suppliers, and other factors outside of the Company's control.

COST & SCALABILITY: A MORE SCALABLE OPERATIONAL FLOW REDUCES OPEX UNIT COSTS

SIMPLIFIED MANUFACTURING FLOW *Fewer Steps. Higher Efficiency. Greater Scalability*

 Process steps requiring dry room

 Process steps integrated/eliminated by ProLogium



GIGA-LEVEL AUTOMATED LINE VALIDATED

— Already operating and shipping products —

30-40%

Fewer manufacturing step

60-70%

Reduced dry room coverage

800,000

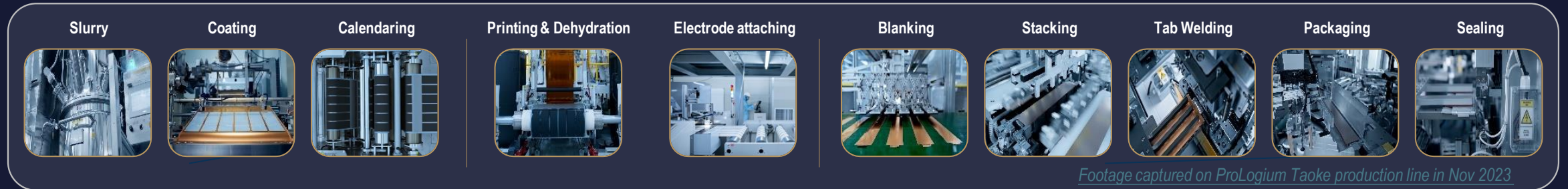
Cells shipped from Giga Factory

Reduced investment

Lower CapEx & OpEx

Patent Protected

Logithium™ architecture & process know-how since 2010

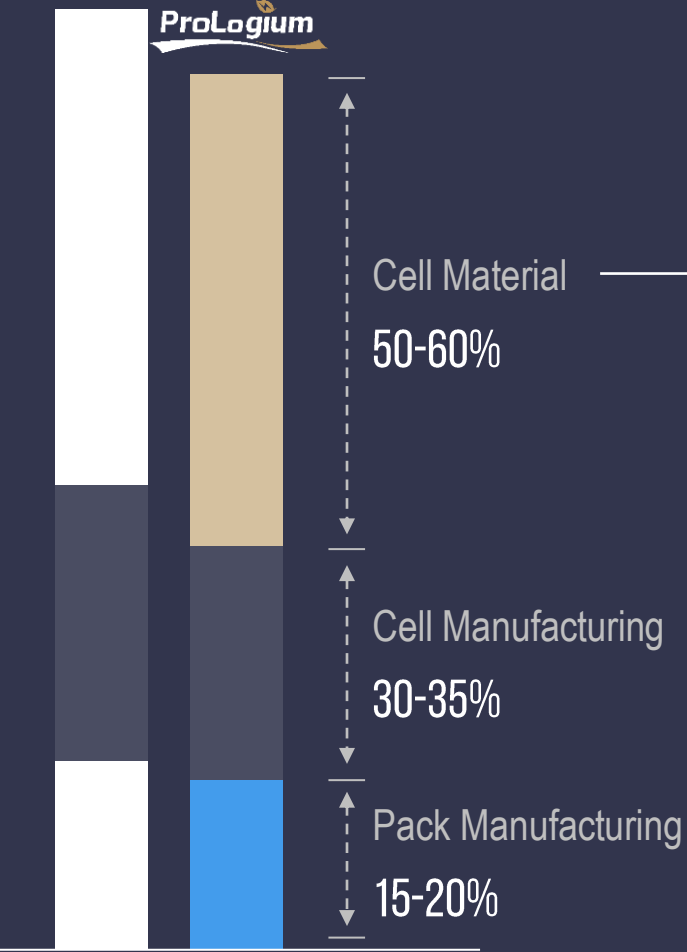


Footage captured on ProLogium Taoge production line in Nov 2023

COST & SCALABILITY: ELECTROLYTE MATERIAL COMPOSITION FURTHER REDUCES UNIT COSTS WHEN COMBINED WITH ASSEMBLY PROCESS

Conventional NMC Cell

ProLogium



Electrolyte Cost, USD/kg

— Current Cost - - - - - Economic Cost

Structural Cost Advantages:

- Rare-metal-free material
- Ability to use lower-cost, industrial-grade materials (instead of battery-grade) enabled by purification effects during superfluidization

LiFSi LiPF6

Conventional Liquid (EU)

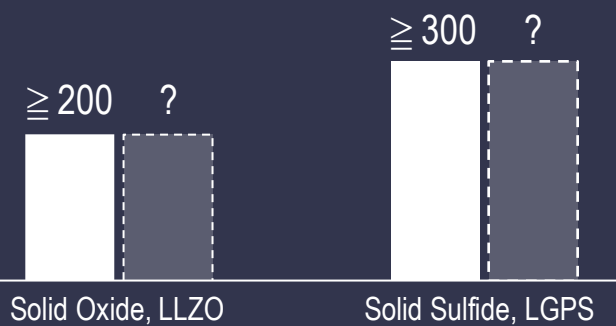
Superfluidized All-Inorganic SSE

Rare / Unstable Material (Not used by ProLogium)

⁵⁸La
Lanthanum

³²Ge
Germanium

Li₂S

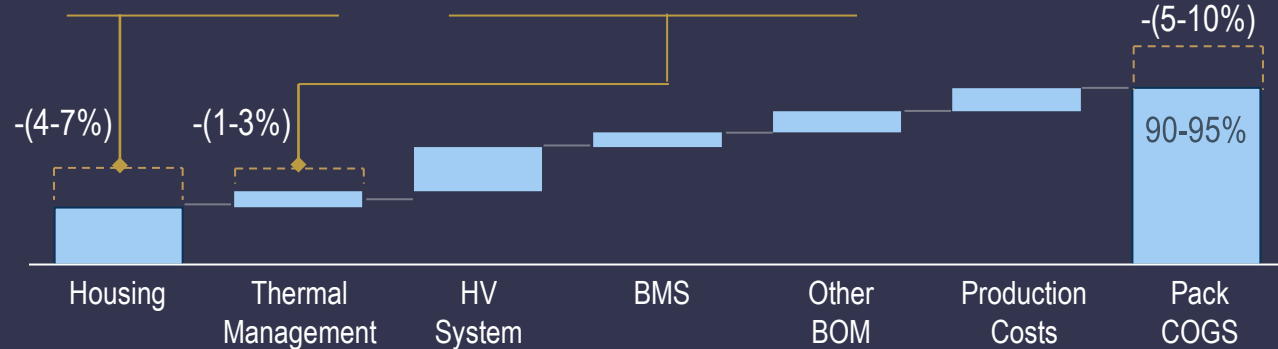


Up to 20% reduction

by simplification of the cooling system

~15% reduction

by improved energy density and elimination of pressure modules



Source: Company estimates.

Note: Anticipated costs are management estimates only and are subject to change due to permitting, available financing including the Business Combination, suppliers, and other factors outside of the Company's control.

The background of the slide is a photograph of industrial machinery, likely a printing press. It shows various metal components, rollers, and structural frames in a dimly lit, blue-toned environment. The machinery is complex and occupies most of the frame.

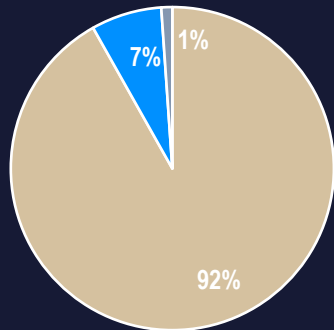
IV. TRANSACTION DETAILS

TRANSACTION SUMMARY

Key Transaction Terms

- ProLogium valued at \$3,800M Pre-Money Enterprise Value (\$3,900M Equity Value adjusted for \$100M in net cash on ProLogium balance sheet)
- Targeting ~\$300M of incremental gross proceeds delivered to ProLogium's balance sheet through a combination of SPAC cash in trust and PIPE proceeds
- At close, ProLogium is seeking to have ~\$370M of net cash on the balance sheet
 - Comprised of the ~\$300M gross proceeds, less \$30M of transaction expenses, plus \$100M of existing net cash
- Pro Forma Enterprise Value of ~\$3,877M
- Targeting closing in 2H2026⁽¹⁾

Pro Forma Ownership at Close⁽²⁾



- ProLogium
- SPAC & PIPE Shareholders
- SPAC Sponsor

Shareholder	Shares	Value (\$M)
ProLogium	390.0	\$3,900.0
SPAC & PIPE Investors	30.0	\$300.0
SPAC Sponsor	4.7	\$46.6
Total	424.7	\$4,246.6

Illustrative Pro Forma Valuation (\$M)

Pro Forma Valuation	
Illustrative Share Price at Closing	\$10.00
Pro Forma Shares Outstanding (M)	424.7
Pro Forma Equity Value (\$M)	\$4,246.6
Existing Net Cash Position (\$M)	(100.0)
Net Cash from Transaction (\$M)	(270.0)
Pro Forma Enterprise Value (\$M)	\$3,876.6

Sources and Uses (\$M)

Sources	
ProLogium Valuation	\$3,800.0
Existing Net Cash	100.0
SPAC Cash in Trust & PIPE Proceeds	300.0
Total Sources	\$4,200.0
Uses	
ProLogium Purchase Price	\$3,900.0
Cash to the Balance Sheet	270.0
Estimated Transaction Expenses	30.0
Total Uses	\$4,200.0

(1) Subject to approval by the shareholders of both ProLogium and TDAC, regulatory approvals, and other customary closing conditions.

(2) ProLogium share count based on \$3,800M pre-money enterprise value plus \$100mm in existing net cash. Excludes impact of 8.63 million public warrants and 7.08 million private placement warrants. Assumes PIPE financing is successfully closed.

TRANSACTION PROVIDES THE OPPORTUNITY TO SCALE

Dunkirk Phase 1: 4 GWh Capacity by 2030

Item	(US\$ million) Amount
Investment in France 4 GWh Capacity (A)	~773
Funding Structure:	
– Net Cash balance at close	~100
– De-SPAC Cash to the Balance Sheet	~270
– Government Subsidies (BPI) ⁽¹⁾	~705
Total Funding Secured (B)	~1,075
Liquidity Available for Future Growth (=B-A)	~300

Industrial-Scale Capacity Established

Opportunity for an incremental 4 GWh of production by 2030

Capital Ready for Next-Phase Scaling

Liquidity post-Phase 1 in France provides flexibility for scaling to 12 or more GWh of production capacity

CAPITAL



INDUSTRIAL SCALE



REPEATABLE REVENUE GROWTH

- PHASE 1: ~\$773M TO UNLOCK 4 GWH OF CAPACITY
- TRANSACTION PROVIDES SUFFICIENT LIQUIDITY TO ACHIEVE THIS INITIAL GOAL AND MORE

Note: Assumes \$300M raised through a combination of Trust proceeds and PIPE investment, net of \$30M in transaction expenses.

(1) Calculated based on estimated cumulative €608M received through 2029 adjusted to USD based on a 1.1615 USD/EUR FX rate as of May 22, 2026.

BENCHMARKING CONSIDERATIONS

			
Current Markets Served	Aerospace & Defense, Data Center ESS, EVs, Robotics	EVs	Aerospace & Defense, EVs, Robotics
Manufacturing Capacity	0.5 GWh/yr in Taoyuan, Taiwan + 4 GWh/yr in Dunkirk, France ⁽¹⁾	Pilot lines in San Jose, CA	Pilot lines in Massachusetts, USA and Cheonan, South Korea
YE2025 Patents ⁽²⁾	1,000+	400+	150+
Initial Commercialized Product	2013	Pre-Commercial	Pre-Commercial
Number of Units Shipped	2.4M+	Undisclosed # of samples	Thousands to global OEMs for testing
Thermal Runaway Eliminated	✓	✗	✗
Pro Forma Equity Value (\$B)	\$4.2 ⁽³⁾	\$5.4 ⁽⁴⁾	\$1.2 ⁽⁵⁾
Pro Forma Enterprise Value (\$B)	\$3.9 ⁽³⁾	\$4.5 ⁽⁴⁾	\$1.1 ⁽⁵⁾

Source: Company websites, filings, presentations, and earnings releases.

(1) Under construction. 2030E Production Capacity: 4.0 GWh. Max Design Capacity: 44.0 GWh.


(2) Includes granted and pending patents as of YE2025.

(3) ProLogium valued at \$3,800M Pre-Money Enterprise Value (\$3,900M Equity Value adjusted for \$100M in net cash on ProLogium balance sheet). Pro forma equity value assumes ~\$300M of incremental gross proceeds delivered to ProLogium as part of the transaction, less ~\$30M for transaction expenses, and adjusted for \$46.6M SPAC sponsor equity shares.

(4) S&P Capital IQ as of May 26, 2026.

(5) Per investor presentation dated March 24, 2026.

V. APPENDIX



TECHNICAL PERFORMANCE BENCHMARKING

		Conventional	Next Generation Solid-State 1.0			Next Generation Solid-State 2.0		
		● LG Energy Solution	▣ Factorial®	🚗 TOYOTA	QuantumScape	ProLogium		
Competitor & Model		E72B	FEST (NMC, Li-Metal)	Sulfide ASSB	QSE-5	Gen 4		
Energy Density	Gravimetric (Wh/kg)	287	391	> 450	301	380	👑	
	Volumetric (Wh/L)	637	835	N/A	844 ⁽³⁾	900	👑	
Performance	Operating Pressure (atm)	N/A	28 ⁽¹⁾	~790 ⁽²⁾	>3.4	0	👑	
	Fast Charging	30-40 min, 8-80%	18 min, 15-90%	10 min, 10-80%	12.2 min, 10-80%	6.4 min, 5-80%	👑	
	Max. Charging Rate	N/A	N/A	N/A	N/A	5C	👑	
	Max. Discharging Rate	N/A	4C	N/A	10C	12C	👑	
	Cycle Life	Standard	N/A	>600 th	N/A	800 th	1,200 th	👑
		Fast Charging	N/A	N/A	N/A	N/A	1,000 th	👑
	Low Temperature Retention	N/A	82.7%	N/A	76%	>90%	👑	
Cell Level Safety	Susceptible to Thermal Runaway					No Thermal Runaway	UL Solutions	

Source: Investor presentations and public announcements.

(1) 28 bar converted to 27.6 atm.

(2) Calculated based on the reported operating pressure of sulfide-based electrolyte described in "A critical outlook for large scale solid-state batteries" (reported as ~80 MPa; converted to ~790 atm).

(3) Excluding tabbing area.



Vincent YANG
 Founder, CEO & CTO

- Over 28 years in the lithium battery industry and the inventor of 1,000+ worldwide patents in the solid-state battery space
- Plant Director of Dayuan Plant and Director of R&D Dept., Foxconn Advanced Technology
- Director, Polymer Battery Division, Ultra-life Taiwan
- B.S. and M.S., Chemical Engineering & Materials Science and Engineering, National Taiwan University

TECHNICAL TALENT AT THE CORE OF PROLOGIUM

R&D



Dr. Dmitry BELOV
 Chief Scientist & Head of European R&D

- Contributed to mass production of solid-state batteries during his tenure of 15 years with ProLogium
- Ph.D., Semenov Institute of Chemical Physics



Simon WU
 Head of Product & Business Development

- 20+ years of experience in chemical engineering R&D
- Led product engineering into New Product Introduction phase at Foxconn
- 10+ years in next-gen battery product development

Manufacturing



Calvin HSIEH
 Head of Manufacturing

- 20+ years of experience in the manufacturing industry
- Previously Director, Industrial SBU, TPK; COO, Ellipsiz Communications; and Director, Fab Operation, Wistron



Dr. James CHOU
 Chief Engineer

- 30+ years of experience in Manufacturing & Operations
- Former VP, Manufacturing & Operations, ProLogium and Qualcomm MEMS
- Ph.D., Chemical Engineering, Pennsylvania State University



Rachael HUANG
 Head of Global Quality Assurance

- 25+ years of experience in quality improvement and engineering, including 10 years with ProLogium
- M.S., Statistics, National Cheng Kung University



Yi-Ming WANG
 Head of Supply Chain

- 20+ years of experience in R&D, supply chain & engineering
- Proven expertise in semiconductor and new energy industries
- Former leadership in Danan, United Renewable Energy and TSMC

TDAC OVERVIEW

Management has a successful SPAC track record within the Northern Genesis franchise, having closed two business combinations

Sponsor:	TDAC Partners LLC
Tickers (Unit / Stock / Warrant):	TDAC / TDACU / TDACW
Offer Date:	December 24, 2024
Listing:	NASDAQ
Deal Size:	\$172.5 Million
Units Offered:	17.25 million units; \$10.00 per unit
Unit Structure:	1.0 share / 0.5 warrant
Warrant Conversion:	\$11.50 strike / \$18.00 call
Cash in Trust:	\$10.10 per unit sold (101.0%)
Sponsor “at risk” Investment:	\$7.08 million via purchase of 7,075,000 warrants (\$1.00/warrant)
Sponsor Promote:	4,657,500 shares; ~1% pro forma
Acquisition Period:	18 months

FRENCH SUBSIDY DETAIL

The largest battery state aid award in EU history – funding scales with ProLogium’s build, de-risking every phase of expansion

HOW MUCH

€1.37B

total approved

- €275M advance payment already secured
- Funded by French government via BPI France
- Authorized by European Commission (SA. 106740)

WHAT WE GET IT FOR

44 GWh

of inlay + 10 GWh of cell capacity

- Europe's first solid-state battery gigafactory in Dunkirk
- R&D, industrialization, and recycling milestones
- Phase 1 (4 GWh) on track for 2030

WHEN IT ARRIVES

9 MILESTONES

paid 2024–2032

- Tied to capacity build-out – paid upon delivery
- No clawback if milestones are met
- Flexibility to scale to demand-driven capacity

CUMULATIVE GRANT BY CAPACITY TIER

€ millions received at each build-out stage



PHASE 1 IS ALREADY FUNDED

€275M

Already in hand (advance payment secured)

€768M

Triggered by hitting Phase 1 (4–8 GWh)

€1.1B+

Tied to milestones ProLogium controls

ADDITIONAL CASE STUDY: EV APPLICATIONS



MASS MARKET

Application

A Global full-range passenger & commercial vehicles OEM

Replaceable Design

- LLCB Design in Horizontal Cooling System
- Cell Level Replaceable and Repairable

Type	Traditional LFP+CTP	ProLogium SSB
Total Energy	83 kWh	45 kWh
Weight (Kg)	560	220
400V Fast Charging (SoC)	30-80%: 30 mins	5-80% < 6.4 mins
Driving Distance per 6.4-min Charging	85-98km	350km
OEM's Total Cost of Pack (USD)	8,300	7,425

ProLogium's 45 kWh small battery enables 350km range per 6.4-min charging & secure high gross margin.

OEMs enjoy lower total battery cost, 1/2 weight, and longer mileage than traditional solutions.




EXECUTIVE

Application

A German high-end business & luxury OEM

Long Range Design

- Range: 800-1000km
- Ultimate safety
- 400V Fast charging: 5-80% < 6.4 mins



LUXURY

Application

A French top tier racing car OEM & a German luxury sport driving OEM

High Energy Design

- Cold weather range > 90%
- Ultimate safety
- 400V Fast charging: 5-80% < 6.4 mins

ADDITIONAL CASE STUDY: CONSTRUCTION MACHINERY

ProLogium, Kyushu Electric, and Nakayama Iron Works lead a new era in the global energy transition

“

2026/01

We are excited to leverage our expertise in energy technology and battery monitoring to contribute to the development of next-generation solid-state battery solutions. This collaboration represents a significant step toward realizing a sustainable and carbon-neutral future.

Mr. Koji Kurayama,
Manager of Next-Generation Storage Battery System Project
Kyushu Electric Power

